

# ICT-service information

For new students spring 2026

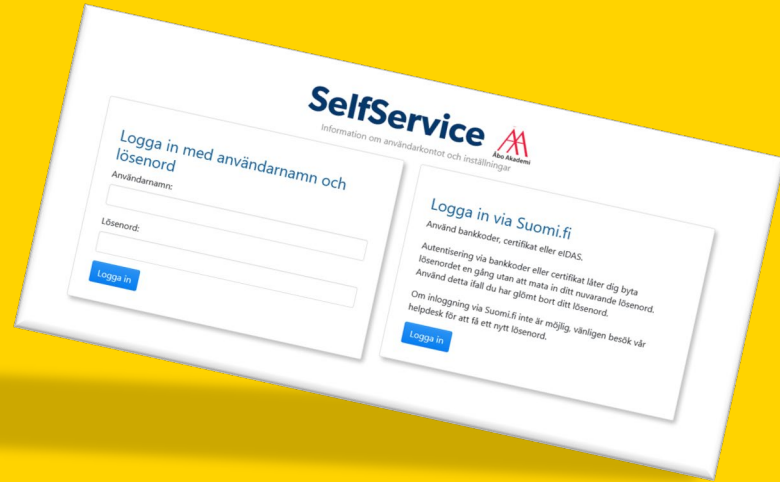


# Start by activating your user account

2026-01-05

# Selfservice

- Web address: **selfservice.abo.fi**
- Use Selfservice for:
  - Activating your user account
  - Changing your password
    - If you forgot your password you can log into Selfservice with your bank account, mobile certificate, or eIDAS



# Take care of your password!

- Create a new password that you don't use elsewhere
- **Never give your password to anyone, including anyone at ICT Services!**
  - Stay alert for scam emails or calls that ask for your password
- Create and change your password at [selfservice.abo.fi](https://selfservice.abo.fi)



2026-01-05

# Install Microsoft Authenticator


- Required for logging in on the intranet, among other things. Install it on your smartphone ASAP
- Download the **Microsoft Authenticator** app from Google Play Store / Apple App Store
- Add a few multifactor authentication options (iPad, SMS) as backup if you get a new phone, for example
  - Log in: **firstname.lastname@abo.fi** and your **ÅA password**



**Microsoft  
Authenticator**

Microsoft Corporation

← Google Playstore  
Apple App Store →

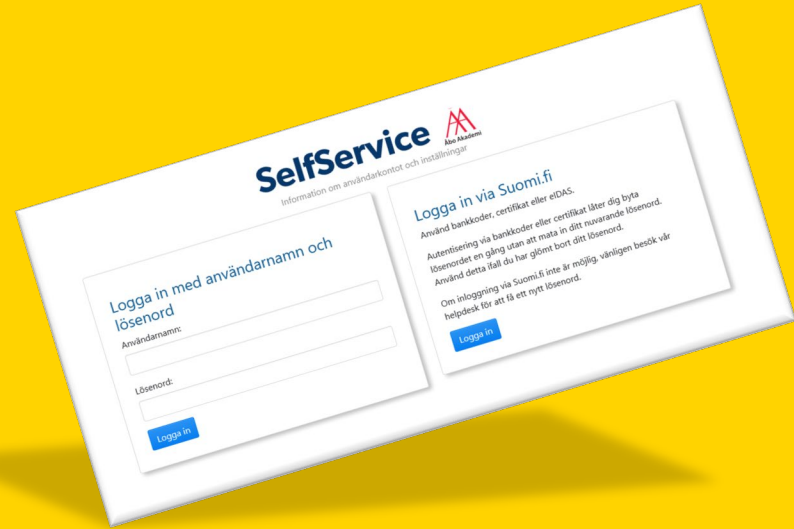


**Microsoft Authenticator**

Protects your online identity

★★★★☆ 2.6K

# MFA issues



- If you forget your phone at home:
  - Log into Selfservice and get a one-time code
  - You can verify your identity through Selfservice when you get a new phone and install Microsoft Authenticator again

# Do the information security test

- **A mandatory security test for everyone**
  - Web address: [infosecmoodle.abo.fi](https://infosecmoodle.abo.fi)
- **Everyone has to take the test once a year**
  - If you do not complete the test in time your account is closed





## ÅA email

Use your abo.fi address when in contact within the Academy



# Read your mail

- **Via browser**
  - **exchange.abo.fi**
  - Log in: **firstname.lastname@abo.fi** and your **ÅA password**
- **App on your computer**
  - Outlook default mail appen
  - **NOTE! Don't use Outlook (New)**
- **App on your smartphone**
  - Default mail app, do not use the Outlook app



# Copy and print

- **Copying and printing costs**

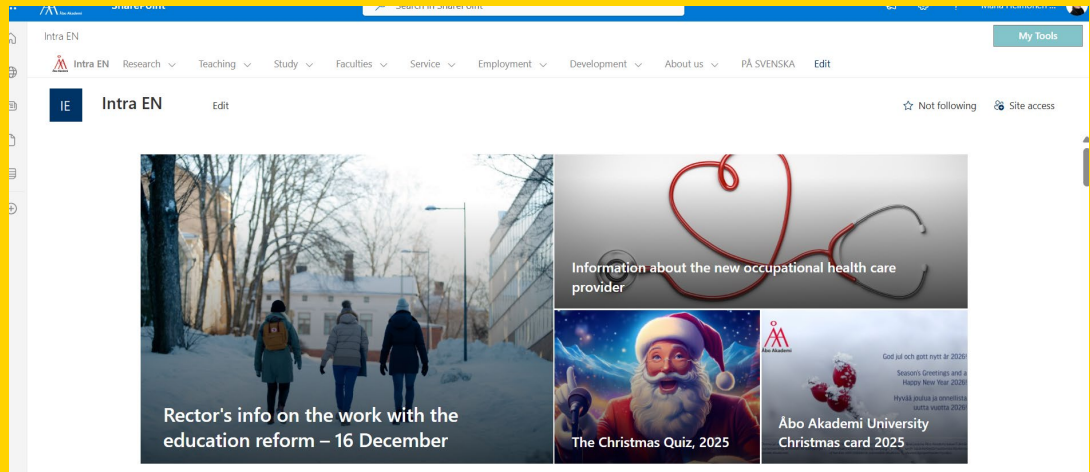
- Every student gets 400 credits for printing (400 pages A4 black and white)
- Printing in colour costs more credits
- You get more credits each year
- You can buy more credits if you run out

- Print out from a ÅA computer or computer class



# intra.abo.fi

- Guides
- FAQ
- News
- Office software
- ICT Helpdesk opening hours



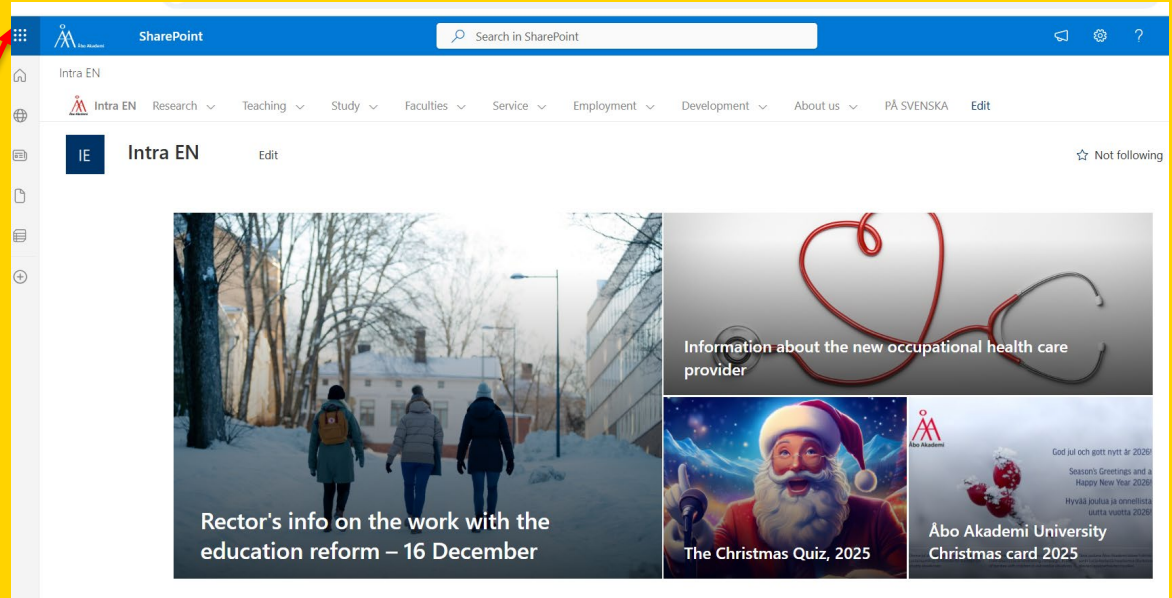
# Microsoft 365

- Students have a Microsoft 365 license tied to their ÅA account Microsoft 365 (Word, Excel, Powerpoint, OneNote, Teams)
- You can install the Office package from the intranet: [intra.abo.fi](http://intra.abo.fi)
- The license is valid as long as you study at ÅAU



# Office365

Word, PowerPoint...



# OneDrive

- All students have access to Microsoft OneDrive
  - Web address: **office.com**
  - Log in: **firstname.lastname@abo.fi** and your **ÅA password**
- **512GB quota**
- Take care of your files when you leave Åbo Akademi University



# Teams

- Chat software, also used for some distance lectures and meetings
- Log in: **firstname.lastname@abo.fi** and your **ÅA password**



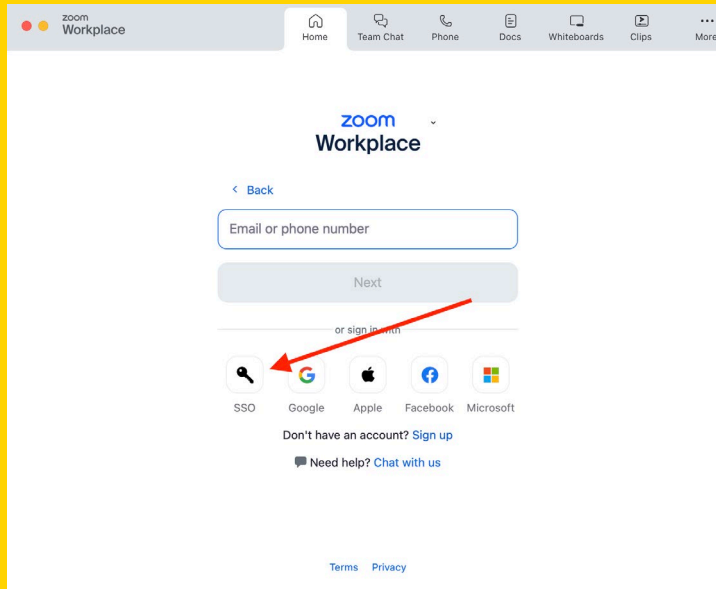
# Zoom

- Used for some distance lectures and meetings
- **Login through SSO**
  - Company Domain: **aboakademi**
  - Log in: **username and ÅA password**





# Zoom login



## Sign In With SSO

Enter your company domain.

Company Domain  
aboakademi

.zoom.us

[Help](#) [🔗](#)

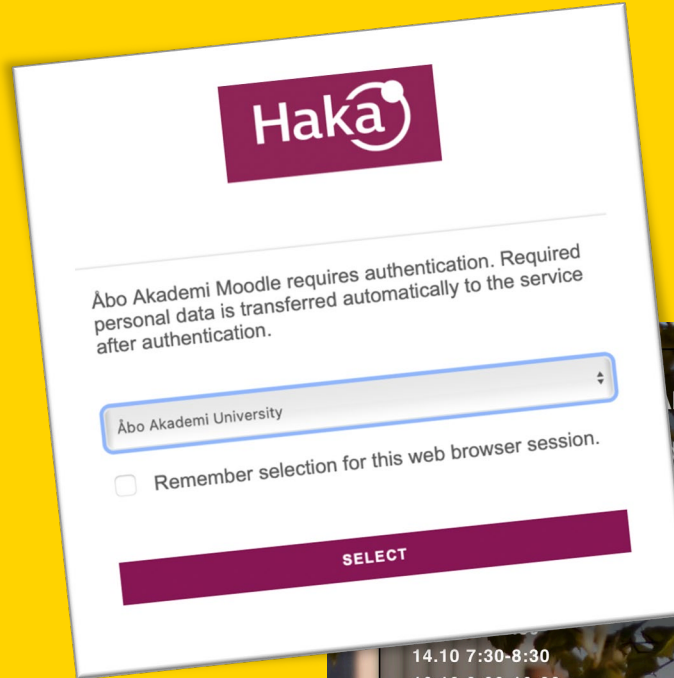
[Continue](#)

[I don't know the company domain](#)

# Moodle

Course platform

moodle.abo.fi



The image shows a login form titled 'Haka' with a purple header. Below the header, a message states: 'Åbo Akademi Moodle requires authentication. Required personal data is transferred automatically to the service after authentication.' There is a text input field containing 'Åbo Akademi University'. Below the field is a checkbox labeled 'Remember selection for this web browser session.' At the bottom is a large purple button labeled 'SELECT'.

14.10 7:30-8:30  
16.12 8:00-10:00  
17.2 7:30-8:30  
28.4 7:30-8:30  
16.6 8:00-10:00

Instruktioner/Instructions

Åbo Akademi Moodle  
Åbo Akademi University

/ Upcoming

English (en) ▼



Logga in med / Log in with:

 HAKA/AA Login

\*\*\*

Extra account login

[Privacy policy](#)

Problem med inloggning/Problems with

login: [helpdesk@abo.fi](mailto:helpdesk@abo.fi)

Moodle-stöd/Moodle support: [elarande@abo.fi](mailto:elarande@abo.fi)

# Peppi

Planning courses, study records

studie.abo.fi

The screenshot shows the Peppi student portal interface. At the top is a navigation bar with icons and links for HOME PAGE, CREDITS, CALENDAR, STUDIES, E-CERTIFICATES, and STUDERA UTOMLANDS. On the right, it shows the user is logged in as Mikael Sukoinen. Below the navigation bar is a 'Messages' section with a notice about Peppi updates and contact information. The main content area is titled 'Student's working space' and contains a welcome message and a list of services. Each service is represented by an icon, a title, and a brief description. At the bottom, there are links to term registration, cross-institutional studies, course evaluation, and student exchange.

HOME PAGE CREDITS CALENDAR STUDIES E-CERTIFICATES STUDERA UTOMLANDS EN Mikael Sukoinen

**Messages**

Peppi updates are scheduled on the third Tuesday of the month from 16.20-20.00pm. During this time, there may be disruptions in service.  
Please contact [peppi@abo.fi](mailto:peppi@abo.fi) if you have any questions concerning Peppi, or want to report problems with Peppi.

### Student's working space

Welcome to Peppi the student's working space! Below you can access information about your studies and plan your studies.  
You can read more about studies at Åbo Akademi University on the intranet. Here is a link to the intranet.


Please note that you may access the information about your different study entitlements (if you have more than one), by changing your study entitlement under your name in the top right corner. The first time you log in we kindly ask you to check your study records and personal data under "Profile". If you find any mistakes, which you are not able to correct yourself, please contact the Student services ([studinfo@abo.fi](mailto:studinfo@abo.fi)).  
The service has been developed so that it can also be used from a mobile device.

<b>My Study plan</b> This is your study plan. Plan your studies on your own or together with you dedicated teacher or study adviser.	<b>Study records</b> Here you can see your study records.	<b>Calendar</b> Here you can see the bookings for your courses and also make certain room reservations.	<b>Profile</b> Your contact details and other information stored in the registry.
<b>Term registration</b> Here is a link to the term registration for the academic	<b>Cross-institutional studies</b> Apply for cross-institutional studies at another Finnish	<b>Course evaluation</b> Here you can evaluate courses that your teachers have	<b>Study abroad</b> Apply for student exchange. You find more information

# Tuudo

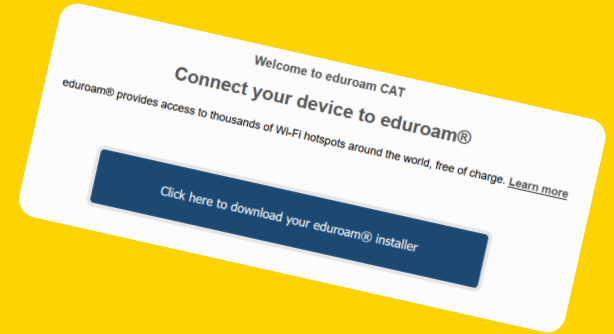
Schedule, maps, library cards, crisis alerts

App Store / Play Store



# Wifi

- Eduroam is available in ÅAU's buildings
- First, download and install eduroam Configuration Assistant Tool (eduroam CAT)<https://cat.eduroam.org/>
- Connect with your **ÅA** user name
  - SSID: **eduroam**
  - Inloggning: **username@abo.fi** och **ÅA lösenordet**



# ICT Helpdesk

- **Start with guides and FAQ on the intranet, if the problem is not solved, you can reach us:**
- **Through email:** [helpdesk@abo.fi](mailto:helpdesk@abo.fi)
  - Describe your problem as accurately as you can
  - Attach possible error messages
  - Attach screenshots
- **By visiting the help desk**
- Åbo: ASA-huset, Fänriksgatan 3B, aulan i B-huset, rum B122
  - Vasa: Academill, Strandgatan 2, B-husets tredje våning, rum B312



# How do I log in to...?

- Outlook / Exchange = firstname.lastname@abo.fi
- O365, Intranet, Teams = firstname.lastname@abo.fi
- Moodle = username
- Peppi = username
- ÅA datorer = firstname.lastname@abo.fi
- Wifi eduroam = username@abo.fi
- VPN = firstname.lastname@abo.fi
- Haka = username



# Remember these:

intra.abo.fi – info, guides, support, Office365

exchange.abo.fi - mail

moodle.abo.fi – course platform

selfservice.abo.fi – change password

infosecmoodle.abo.fi – info security course

studie.abo.fi – study planning, study results

Tuudo appen (iphone/android) – timetabel

Eduroam Wifi– <https://cat.eduroam.org/>

